



GymCity Open 2019 *Event subtitle*
Individual trampoline – GCO 01 – Final

				S1	S2	S3	S4	S5	S6	S7	S8	S9	S10	L	E	D	H	Time	Total	Score	
1.	VOLSKA	Nikola	TGJ Salzgitter	2008	4	1	4	3	2	4	4	2	2	5	0	16.9	9.1	9.50	13.310	48.810	48.810
2.	MELNICHUK	Alexandra	TGJ Salzgitter	2009	4	2	2	6	1	4	4	2	6	5	0	16.4	6.5	9.70	13.010	45.610	45.610
3.	HABENICHT	Maxime	TGJ Salzgitter	2007	6	3	4	7	4	4	6	4	4	5	0	15.3	6.5	9.00	12.885	43.685	43.685
4.	JENTSCH	Lena	SC Cottbus Turnen e.V. / GER	2007	4	4	5	3	4	8	6	5	4	6	4	14.7	6.3	9.30	13.350	43.650	43.650
5.	ROOS	Magdale- na	TB Ruit	2007	6	4	6	6	4	5	6	4	6	8	2	14.3	6.6	9.50	12.910	43.310	43.310
6.	ZACHOVALO- VA	Adela	Sokol Kampa / CZE	2007	4	4	5	5	6	5	4	4	4	10	4	14.5	5.9	9.80	13.005	43.205	43.205
7.	SCHWALM	Mira	SG Frankfurt-Nied	2008	4	5	6	4	6	6	8	8	8	10	5	13.0	4.8	9.00	11.965	38.765	38.765
8.	MÖLLER	Maya	TG Dietzenbach / Germany	2007	4	4	6	6								6.0	4.4	3.40	5.510	19.310	19.310



GymCity Open 2019 *Event subtitle*
Individual trampoline – GCO 01 – Qualification

					S1	S2	S3	S4	S5	S6	S7	S8	S9	S10	L	E	D	H	Time	Total	Score
1.	MÖLLER	Maya	TG Dietzenbach / Germany	2007	1 4	2 4	0 5	2 4	3 4	2 2	4 4	2 2	2 4	4 5	3 2	17.5 16.0		9.50 9.50	14.610 13.785	41.610 48.985	90.595
2.	VOLSKA	Nikola	TGJ Salzgitter	2008	2 2	2 2	0 0	2 2	2 1	0 0	3 4	2 2	2 3	4 4	2 2	17.9 17.8		9.70 9.50	13.780 13.515	41.380 47.015	88.395
3.	MELNICHUK	Alexandra	TGJ Salzgitter	2009	2 4	4 3	1 4	3 6	3 3	3 4	4 4	3 4	4 5	6 6	0 0	16.7 15.7		9.70 9.70	13.005 13.080	37.405 44.980	82.385
4.	JENTSCH	Lena	SC Cottbus Turnen e.V. / GER	2007	4 2	4 4	1 4	4 2	4 4	4 8	6 6	4 4	6 4	6 6	2 2	15.5 15.4		9.20 9.40	13.215 13.355	37.915 44.455	82.370
5.	ZACHOVALOVA	Adela	Sokol Kampa / CZE	2007	2 2	2 2	4 4	4 2	2 6	2 6	6 4	5 4	4 7	6 8	4 4	15.9 15.1		9.20 9.70	12.825 12.765	37.925 43.465	81.390
6.	HABENICHT	Maxime	TGJ Salzgitter	2007	2 6	3 4	1 4	4 6	4 4	2 5	4 6	4 4	4 4	6 5	0 2	16.6 15.0		9.10 9.30	13.505 13.065	37.205 43.865	81.070
7.	ROOS	Magdalena	TB Ruit	2007	2 6	4 8	2 8	6 6	4 6	4 4	6 6	4 6	4 6	8 7	0 0	15.6 13.7		9.60 9.40	13.125 12.740	38.325 42.440	80.765
8.	SCHWALM	Mira	SG Frankfurt-Nied	2008	4 4	4 4	2 6	6 6	8 6	4 6	4 6	4 4	4 6	7 6	2 2	15.1 14.4		9.50 9.70	12.555 12.735	37.155 42.835	79.990
9.	NEUMANN	Souraya	TSV Rudow 1888 e.V.	2008	2 6	4 4	4 6	4 6	4 6	5 6	8 6	4 0	6 4	8 9	2 0	14.9 14.7		9.40 9.60	12.330 12.535	36.630 43.135	79.765
10.	HERING	Pauline	Munich Airriders	2008	2 3	2 4	2 4	5 6	4 6	2 6	6 8	6 5	4 4	6 6	1 0	16.0 14.8		9.20 9.30	12.570 12.415	37.770 41.415	79.185
11.	GRALAK	Lena	UKS“AS“Zielona Gora / POL	2008	6 6	4 2	3 4	4 6	4 6	6 6	6 6	6 6	6 4	7 8	0 2	14.8 14.4		9.50 9.40	12.480 12.440	36.780 41.840	78.620
12.	ZIROVNICKA	Adela	Sokol Kampa / CZE	2008	4 6	5 5	6 6	5 6	3 6	6 6	8 8	6 5	6 6	10 10	2 4	13.9 13.2		9.40 9.20	11.530 11.770	34.830 40.470	75.300

					S1	S2	S3	S4	S5	S6	S7	S8	S9	S10	L	E	D	H	Time	Total	Score
13.	PEDOSON	Arabel	SC Biomechanics Group / Estonia	2009	8	6	6	8	6	8	8	6	6	10	2	12.6		9.20	10.245	32.045	71.550
					8	6	10	8	7	8	8	9	8	10	4	11.4	8.1	9.30	10.705	39.505	
14.	ADE	Lika	ESV Lok Zwickau	2007	4	6	4	8	8	8	8	8	7	10	4	12.5		9.40	11.750	31.650	70.220
					4	4	4	8	8	8	8	8	8	8	10	2	12.8	-2.0	9.60	11.670	38.570
																	4.5				
15.	MORGEN- STERN	Luna	TV Blecher / GER	2008	2	3	1	3	4	4	6	4	4			14.9		8.40	11.340	34.640	67.990
					4	2	4	4	4	6	5	6			12.5	4.6	6.60	9.650	33.350		
16.	LOSKOTOVA	Zora	Sokol Kampa / CZE	2007	4	5	4	6	4	4	5	6	8	10	0	14.4		9.20	12.520	-2.0 →	45.190
					6	6	5										4.3	-2.0	2.60	3.970	32.120
																	2.2				13.070





GymCity Open 2019 *Event subtitle*
Individual trampoline – GCO 02 – Final

				S1	S2	S3	S4	S5	S6	S7	S8	S9	S10	L	E	D	H	Time	Total	Score	
1.	ESTERKINS	Andrejs	 LAT	6	4	5	4	5	4	4	4	4	5	2	15.3	9.8	9.50	14.090	...	48.690	
2.	ESCHKE	Ryan	TB Ruit	2007	2	2	3	2	3	3	4	4	4	2	16.7	8.2	9.50	14.055	48.455	48.455	
3.	KUBIK	Lukas	Sokol Kampa / CZE	2007	6	4	4	4	4	6	6	8	8	9	2	13.9	10.5	9.70	14.260	48.360	48.360
4.	WOLFRUM	Philipp	Munich Airriders	2007	4	6	6	4	4	4	4	4	4	0	15.6	8.0	9.50	14.755	47.855	47.855	
5.	BRAUN	Janis	SV Ostfildern Germany	2007	4	4	6	3	6	2	4	4	4	0	15.9	8.0	9.50	13.890	47.290	47.290	
6.	POPIEL	Dawid	 POL	2007	4	4	4	2	4	4	4	4	5	2	15.9	7.8	9.40	14.120	47.220	47.220	
7.	STRIESE	Hendrik	TGJ Salzgitter	2007	6	2	3	6	4	4	4	4	5	2	15.6	7.5	9.60	12.705	45.405	45.405	
8.	KERN	Pascal	Deutschland	2008	6	4	4	4	4	4	2	4	5	6	0	15.7	5.4	9.70	11.970	42.770	42.770
9.	BAUER	Phillip	SC Cottbus Turnen e.V. / GER	2007	4	6	3	6	8	5	8	8	8	2	13.4	4.5	9.50	12.375	39.775	39.775	





GymCity Open 2019 *Event subtitle*
Individual trampoline – GCO 02 – Qualification

					S1	S2	S3	S4	S5	S6	S7	S8	S9	S10	L	E	D	H	Time	Total	Score
1.	WOLFRUM	Philipp	Munich Airriders	2007	0 4	2 4	0 4	2 3	2 2	2 4	2 6	2 4	4 4	4 3	0 0	18.0 16.2		9.60 9.60	14.760 14.690	42.360 48.490	90.850
2.	KUBIK	Lukas	Sokol Kampa / CZE	2007	1 6	4 4	4 4	4 6	2 4	2 6	4 6	4 4	4 6	4 8	2 2	16.5 14.4		9.60 9.20	14.850 14.000	40.950 48.100	89.050
3.	ESCHKE	Ryan	TB Ruit	2007	0 4	2 4	2 4	2 4	2 2	2 2	3 4	1 2	10 3	6 4	4 0	16.6 16.7		9.50 9.70	14.095 13.720	40.195 48.320	88.515
4.	BRAUN	Janis	SV Ostfildern Germany	2007	0 4	2 4	0 6	2 4	2 4	2 2	2 4	3 4	2 4	4 4	2 0	17.9 16.0		9.30 9.20	13.900 13.830	41.100 47.030	88.130
5.	ESTERKINS	An- drejs	 LAT		2 6	4 4	4 6	4 6	3 6	4 4	4 4	6 2	3 6	4 7	2 0	16.0 14.9		9.10 9.80	14.270 13.940	39.370 48.440	87.810
6.	POPIEL	Dawid	 POL	2007	1 4	3 4	4 4	4 2	2 2	4 3	4 4	2 4	3 4	4 6	0 0	16.9 16.3		9.40 8.90	13.985 13.815	40.285 46.815	87.100
7.	STRIESE	Hen- drik	TGJ Salzgitter	2007	3 5	4 2	2 4	4 6	3 5	2 4	4 4	4 4	2 4	4 4	0 0	16.8 15.8		9.50 8.90	12.880 12.415	39.180 44.615	83.795
8.	KUHN	Mark	SV Ostfildern Germany	2007	2 6	4 8	4 8	4 6	4 8	6 4	6 6	5 6	4 6	5 7	3 0	15.3 13.5		9.20 9.30	13.605 12.860	38.105 43.560	81.665
9.	KERN	Pascal	Deutschland	2008	2 6	4 4	3 4	4 4	4 3	4 4	6 4	4 5	4 5	4 5	0 1	16.1 15.5		9.40 9.40	11.695 11.650	37.195 41.950	79.145
10.	PATRMAN	Filip	Trampoliny Liberec / CZE	2007	4 8	6 4	4 6	6 8	6 8	6 8	7 8	4 8	6 8	8 8	2	14.1 11.4		9.40 8.10	12.995 12.105	36.495 37.505	74.000
11.	BAUER	Phillip	SC Cottbus Turnen e.V. / GER	2007	4 2	6 6	3 2	6 6	6 7	7 4	8 6	4 6	8 6	8	4	12.8 14.3		8.60 9.50	10.540 11.375	31.940 39.575	71.515
12.	BERNHÖFT	Vico	TUS Lichtefelde	2008	6 4	10 8	8 8	8 9	8 8	7 8	8 8	6 9	9 8	6	2	11.0 12.2		8.70 9.10	10.000 11.515	29.700 37.815	67.515
13.	WITAKOWSKI	Iwo	UKS“AS“Zielona Gora / POL	2008	4 9	6	6	6	6	7	7	5	6			12.7 1.1		8.30 1.3	10.710 1.175	31.710 4.575	36.285

					S1	S2	S3	S4	S5	S6	S7	S8	S9	S10	L	E	D	H	Time	Total	Score
14.	MATVIAK	Jakub	Trampoline Club Odolena	2007	10											1.0		0.90	1.215	3.115	15.890
			Voda, Czech Republic		6	6	8									4.0	2.3	2.60	3.875	12.775	



GymCity Open 2019 *Event subtitle*
Individual trampoline – GCO 03 – Final

				S1	S2	S3	S4	S5	S6	S7	S8	S9	S10	L	E	D	H	Time	Total	Score	
1.	OVCARUKA	Darja	 LAT	4	6	6	4	4	6	6	6	4	4	0	15.0	10.9	9.50	13.525	48.925	48.925	
2.	JURICKOVA	Michaela	Sokol Kampa / CZE	2006	3	2	3	4	5	4	4	4	3	4	0	16.4	8.6	9.50	14.000	48.500	48.500
3.	HRUDOVÁ	Aneta	Trampoliny Liberec / CZE	2005	4	2	4	3	4	4	4	5	4	4	0	16.2	8.0	9.70	14.520	48.420	48.420
4.	VOLIKOVA	Emilie	SV Brackwede	2006	4	4	5	3	4	2	4	3	4	4	0	16.3	8.0	9.20	13.935	47.435	47.435
5.	SIEPETOWSKA	Julia	 POL	2005	4	6	5	6	4	3	6	4	4	6	2	15.0	9.2	9.40	13.600	-0.2	47.000
																				→	47.000
6.	EISLÖFFEL	Aurelia	MTV Bad Kreuznach	2006	6	6	6	6	4	4	4	4	4	4	0	15.2	8.7	9.30	13.440	46.640	46.640
7.	KRAMP	Jette	SC Cottbus Turnen e.V. / GER	2006	6	4	6	4	5	5	6	6	6	6	2	14.4	7.5	9.20	12.940	44.040	44.040
8.	RONSIK-NIEDERBRÖKER	Hannah	SC Melle 03 / Germany	2006	5	4	4	4	4	4	6	4	5		14.0	7.2	8.50	13.380	43.080	43.080	
9.	RADFELDER-HENNING	Mirja Carina	OSC Bremerhaven	2005	4	5	5	4	4	4	4	4	4		14.2	7.5	8.20	12.570	42.470	42.470	



GymCity Open 2019 *Event subtitle*
Individual trampoline – GCO 03 – Qualification

					S1	S2	S3	S4	S5	S6	S7	S8	S9	S10	L	E	D	H	Time	Total	Score
1.	RONSIK- NIEDERBRÖKER	Hannah	SC Melle 03 / Ger- many	2006	1 5	2 5	2 2	2 3	4 4	2 2	4 4	4 2	4 3	4 4	2 2	16.9 16.4		9.80 9.90	14.900 15.075	41.600 49.175	90.775
2.	OVCARUKA	Darja	LAT		0 4	1 4	2 6	3 4	4 4	4 6	0 3	2 2	4 4	4 4	2 0	17.4 15.9		9.70 9.50	14.255 13.965	41.355 48.765	90.120
3.	SIEPETOWSKA	Julia	POL	2005	0 4	2 2	1 4	2 4	4 4	5 2	4 2	3 2	2 4	3 4	0 0	17.4 16.8		9.20 9.30	14.200 13.920	40.800 49.220	90.020
4.	JURICKOVA	Michaela	Sokol Kampa / CZE	2006	2 4	2 3	2 3	1 2	4 3	3 3	2 2	1 4	1 4	2 4	0 0	18.0 16.8		9.50 9.30	14.050 13.925	41.550 48.025	89.575
5.	EISLÖFFEL	Aurelia	MTV Bad Kreuznach	2006	0 5	2 4	0 4	4 4	4 5	2 2	4 4	2 6	3 4	4 4	2 2	17.3 15.6		9.50 9.70	14.475 13.730	41.275 48.030	89.305
6.	VOLIKOVA	Emilie	SV Brackwede	2006	4 4	2 4	2 4	2 2	4 3	0 1	2 3	0 2	2 4	4 4	0 0	17.8 16.9		9.40 9.30	13.990 13.885	41.190 48.085	89.275
7.	RADFELDER- HENNING	Mirja Carina	OSC Bremerhaven	2005	2 4	2 4	0 4	2 2	4 4	2 4	3 3	4 3	3 4	4 4	2 0	17.2 16.4		9.90 9.50	14.065 13.790	41.165 48.090	89.255
8.	HRUDOVÁ	Aneta	Trampoliny Liberec / CZE	2005	4 4	2 2	2 4	2 3	2 2	2 4	6 4	4 4	4 4	9 4	0 0	16.3 16.5		9.50 9.40	14.350 14.245	40.150 48.145	88.295
9.	WÖLL	Bettina	Munich Airriders	2006	2 4	3 4	0 4	4 2	4 2	2 4	4 4	4 4	6 4	6 6	0 0	16.5 16.2		9.20 9.40	13.990 13.920	39.690 47.320	87.010
10.	KOLA	Sheridan	MTV Vater Jahn Peine	2005	2 4	2 4	2 6	3 4	4 4	2 4	4 4	4 4	4 4	6 4	4 0	16.3 15.8		9.40 9.20	14.665 13.925	-0.4 → 39.965 46.525	86.490
11.	STASOVÁ	Anna	Trampoliny Liberec / CZE	2006	5 6	4 4	4 6	3 7	4 6	2 4	6 6	2 5	2 5	4 6	3 1	16.1 14.4		9.70 9.30	13.625 13.625	39.425 45.325	84.750
12.	NOWACZYK	Matylda	POL	2006	0 0	2 2	2 2	2 4	3 4	4 5	2 6	2 6	2 4	4 10	0 20	17.7 13.7		9.30 9.60	14.405 14.095	41.405 42.195	83.600

					S1	S2	S3	S4	S5	S6	S7	S8	S9	S10	L	E	D	H	Time	Total	Score
13.	TUTTAS	Sarah	Frankfurt FLYERS / GER	2006	5 6	4 4	4 4	2 2	6 6	2 2	5 4	4 4	4 4	4 6	0 1	16.0 15.7		9.30 9.50	13.050 13.255	38.350 44.855	83.205
14.	CREMER	Felizitas	Frankfurt FLYERS / GER	2006	2 6	3 4	3 6	4 6	5 6	4 6	6 4	4 4	3 4	6 4	2 0	15.8 15.0		9.50 9.40	13.100 12.765	38.400 44.165	82.565
15.	KRAMP	Jette	SC Cottbus Turnen e.V. / GER	2006	2 6	4 4	3 6	4 4	6 4	5 6	6 6	6 6	6 5	6 8	4 5	14.8 14.0		9.30 9.20	12.915 12.865	37.015 43.565	80.580
16.	VON KAISENBERG	Amelie	VfL Grasdorf Tram- polinturnen / GER	2005	5 6	4 4	4 6	6 6	6 4	6 3	3 6	6 6	4 6	8 6	4 2	14.4 14.5		9.80 9.20	12.720 13.025	36.920 43.625	80.545
17.	SCHLAUCH	Lisa	TUS Lichterfelde	2005	2 6	4 6	4 6	4 6	6 5	6 5	4 7	6 7	6 8	6 8	2 2	15.0 13.4		9.90 9.20	13.750 13.155	38.650 → 39.855	78.505
18.	WEYERSHAUSEN	Finja	TV 1843 Dillenburg	2005	5 6	4 4	6 6	8 4	8 4	6 6	5 6	6 8	4 4	8 6	20 0	12.0 14.6		8.80 9.40	12.430 12.945	33.230 43.945	77.175
19.	KNÖFEL	Anna	SC Cottbus Turnen e.V. / GER	2005	5 8	6 6	3 8	6 8	8 8	5 8	8 8	8 9	7 8	7 10	2 2	13.5 11.7		8.80 9.00	12.920 13.120	35.220 41.020	76.240
20.	TOTZKE	Viona Maxin	SC Cottbus Turnen e.V. / GER	2006	0 2	2 2	1 4	4 4	4 2	3 4	4 4					12.2 15.8		6.40 9.30	10.110 13.935	28.710 46.335	75.045
21.	GÜNTHER	Nia	VfL Grasdorf Tram- polinturnen / GER	2005	6 7	2 4	4 6	2 6	3 4	4 4	6 6	4 6	8 7		4	14.1 14.0		8.50 8.90	11.460 12.745	34.060 40.945	75.005
22.	SVABIKOVA	Apolena	Sokol Kampa / CZE	2006	4 4	2 2	4 4	2 3	6 4	4 4	4 4	2 4	2 4	4 4	0	16.6 11.5		9.60 6.50	13.250 9.490	39.450 33.190	72.640
23.	WOHLFAHRT	Lenya	SC Cottbus Turnen e.V. / GER	2005	0 5	2 6	2 5	4 8	4 6	2 6	4 6	5	4	4	2	16.7 9.8		9.60 4.2	13.350 8.625	39.650 28.825	68.475
24.	NEUMAIER	Nika	Frankfurt FLYERS / GER	2005	4 6	2 6	4	6	6	6	6	6	4	6	1	14.9 2.8		9.20 1.9	13.025 2.700	37.125 9.200	46.325
25.	WENSING	Charlotte	SC Cottbus Turnen e.V. / GER	2006	2 6	4	4	7	8	7	6	6	8	8	3	13.7 1.4		9.50 0.8	12.740 1.440	35.940 4.640	40.580




GymCity Open 2019 *Event subtitle*
Individual trampoline – GCO 04 – Final

				S1	S2	S3	S4	S5	S6	S7	S8	S9	S10	L	E	D	H	Time	Total	Score	
1.	PROCIAK	Marcel	POL	2005	4	4	4	2	5	2	4	4	6	4	2	15.9	11.0	9.70	15.060	51.660	51.660
2.	RISCH	Valentin	SG Frankfurt-Nied	2005	4	2	6	4	6	6	4	6	6	8	2	14.6	11.0	9.00	14.790	49.390	49.390
3.	THOMSON	Adrian	TG Münster	2006	4	4	6	4	4	6	4	4	2	9	4	14.9	11.1	9.80	13.560	49.360	49.360
4.	KOHUNOVŠ	Vadims	LAT		5	4	4	7	6	4	3	2	3	8	2	15.2	9.8	9.90	14.215	49.115	49.115
5.	ŻYDEK	Oktawian	POL	2006	6	4	8	4	6	6	6	6	4	7	1	14.2	10.3	8.80	13.450	46.750	46.750
6.	SOWULA	Marcel	POL	2005	4	0	2	6	8	8	3	2	4	4	2	15.7	6.9	9.20	14.710	46.510	46.510
7.	KASULKE	Leon	TV Blecher / GER	2005	4	4	4	1	5	6	8	4	4	8	2	15.0	7.8	9.40	13.995	46.195	46.195
8.	KRÓL	Szymon	POL	2006																0	0



GymCity Open 2019 *Event subtitle*
Individual trampoline – GCO 04 – Qualification

					S1	S2	S3	S4	S5	S6	S7	S8	S9	S10	L	E	D	H	Time	Total	Score
1.	HAGEN	Luis	TV Blecher / GER	2005	2	2	2	2	4	2	2	2	4	4	3	17.1		9.50	15.560	42.160	92.320
					2	4	2	6	2	2	2	2	6	4	2	16.6	9.5	9.20	14.860	50.160	
2.	PROCIAK	Marcel	POL	2005	2	1	2	2	4	4	2	2	3	4	2	17.2		9.30	15.365	41.865	92.230
					4	3	6	4	4	6	4	6	6	4	2	15.1	11.0	9.20	15.065	50.365	
3.	KRÓL	Szymon	POL	2006	0	2	4	2	4	4	4	4	2	4	3	16.7		8.90	15.130	40.730	91.725
					5	4	6	4	2	2	2	4	4	4	3	16.0	10.3	9.30	15.395	50.995	
4.	SOWULA	Marcel	POL	2005	3	3	2	4	2	2	0	1	2	6	0	17.5		9.10	15.180	41.780	91.300
					6	2	2	2	4	1	2	2	4	6	4	16.5	8.8	9.40	14.820	49.520	
5.	THOMSON	Adrian	TG Münster	2006	2	2	0	2	3	0	3	2	2	2	2	18.0		9.60	14.555	42.155	91.095
					2	4	2	2	2	3	4	2	4	4	2	16.9	8.9	9.60	13.540	48.940	
6.	RISCH	Valentin	SG Frankfurt-Nied	2005	2	2	0	4	4	0	4	4	2	3	2	17.3		9.50	15.260	42.060	89.980
					4	3	2	2	3	2	4	6	6	6	2	16.0	8.0	9.10	14.820	47.920	
7.	KOHUNOVŠ	Vadims	LAT		2	2	3	3	1	4	4	4	6	6	0	16.5		9.60	14.610	40.710	89.730
					5	2	6	6	6	6	4	2	4	8	0	15.1	9.8	9.80	14.320	49.020	
8.	ŻYDEK	Oktawian	POL	2006	2	4	4	2	2	4	4	4	6	4	2	16.2		9.00	14.445	39.645	87.815
					6	2	8	5	6	4	6	6	4	6	0	14.7	10.3	9.30	13.870	48.170	
9.	KASULKE	Leon	TV Blecher / GER	2005	2	2	2	4	7	4	6	3	3	4	2	16.1		9.20	13.680	38.980	84.735
					4	6	6	2	4	6	6	4	5	6	2	14.9	7.8	9.30	13.755	45.755	
10.	MRAZ	Matous	Sokol Kampa / CZE	2006	6	4	4	3	6	4	4	4	6	6	2	15.1		9.60	14.000	38.700	83.645
					6	4	6	4	6	6	6	4	7	6	0	14.5	8.0	9.10	13.345	44.945	
11.	MĘŻYK	Bartosz	MKS Victoria Jawor / POL	2006	4	4	4	4	2	4	6	4	5	6	3	15.4		9.60	13.865	38.865	82.840
					6	4	6	6	5	6	8	5	5	6	4	13.9	7.8	9.00	13.275	43.975	
12.	FÜRSCHUSS	Leon	AUT	2006	5	4	4	5	5	6	6	6	6	8	6	13.9		9.50	13.850	37.250	82.360
					4	8	6	4	4	6	6	4	6	6	4	14.2	7.9	9.30	13.710	45.110	
13.	WEPER	Tom Leon	TSG Münchhausenstadt Bodenwerder	2006	2	2	4	6	4	4	6	2	4	6	4	15.6		9.50	12.915	38.015	82.030
					4	2	4	5	4	4	4	4	6	6	2	15.5	6.9	9.30	12.315	44.015	

					S1	S2	S3	S4	S5	S6	S7	S8	S9	S10	L	E	D	H	Time	Total	Score
14.	SÖSER	Tobias	 AUT	2006	4	3	1	4	5	4	6	7	4	6	1	15.5		9.00	13.125	37.625	81.635
					6	4	7	4	6	6	6	4	4	6	2	14.5	7.2	9.30	13.010	44.010	
15.	VLITAKIS	Pavlos	TUS Lichterfelder	2005	6	6	6	4	6	6	6	3	6	7	2	14.2		9.10	13.345	36.645	80.730
					7	4	7	6	6	8	6	6	6	6	2	13.6	7.5	9.60	13.385	44.085	
16.	HOROBINS- KI	Adam	UKS“AS“Zielona Gora / POL	2006	4	4	4	4	6	5	6	8	8	10	2	13.9		9.40	13.375	36.675	79.850
					6	8	10	7	6	6	6	6	6	9	3	12.7	8.7	9.20	12.575	43.175	
17.	GLADJUK	Michael	SV Ostfildern Germany	2005	0	2	0	4	6	4	4	3	2	4	0	17.1		9.20	14.495	40.795	79.505
					4	4	4	4	2	2	4	2				13.4	6.4	7.40	11.510	38.710	
18.	SZCZEPANI- AK	Jakub	MKS Victoria Jawor / POL	2005	6	6	5	5	5	4	6	6	8	9	4	13.6		9.80	13.120	36.520	78.020
					8	8	10	8	6	6	7	8	10	8	0	12.1	7.2	9.30	12.900	41.500	
19.	NOVAK	Matyas	Sokol Kampa / CZE	2005	2	2	2	4	2	4	3	4	4	4	4	16.5		9.20	16.140	41.840	77.540
					4	3	2	3	2	4	8					11.4	6.7	6.30	11.300	35.700	
20.	DETYNA	Samuel	MKS Victoria Jawor / POL	2005	4	4	4	4	6	4	8	8	6	8	3	14.1		9.50	13.370	34.970	75.915
					8	5	8	8	6	8	9	8	8	10	4	11.8	-2.0	8.90	12.945	40.945	
																7.3					
21.	VODICKA	Jakub	Sokol Kampa / CZE	2005	5	6	6	6	8	9	8	6	7	10	4	12.5		9.10	13.300	34.900	51.890
					8	8	8	8								4.8	3.5	3.20	5.490	16.990	
22.	CERVINKA	Oliver	Sokol Kampa / CZE	2006	4											1.6		1.00	1.535	4.135	50.015
					4	4	4	5	6	4	6	8	10	8	4	13.7	9.1	8.90	14.180	45.880	
23.	KRIVANEC	Max	Sokol Kampa / CZE	2005	4											1.6		0.90	1.550	4.050	23.005
					6	4	8	6								5.6	4.1	3.80	5.455	18.955	




GymCity Open 2019 *Event subtitle*
Individual trampoline – GCO 05 – Final

					S1	S2	S3	S4	S5	S6	S7	S8	S9	S10	L	E	D	H	Time	Total	Score
1.	IMLE	Vanessa	MTV Stuttgart, Deutschland	2004	4	1	3	2	2	3	2	3	4	4	2	17.0	9.6	9.40	14.715	50.715	50.715
2.	PAPE	Nina	FC Reislungen/ Germany	2003	4	4	4	4	2	0	2	0	4	4	1	17.1	9.1	9.40	14.315	49.915	49.915
3.	BRAAF	Luisa	TV Blecher / GER	2004	2	1	4	2	2	4	6	4	6	4	0	16.5	9.3	9.60	14.410	49.810	49.810
4.	DONCHEVA	Petya	MTV Stuttgart, Deutschland	2004	2	2	3	4	2	4	6	2	2	4	4	16.5	8.9	9.90	14.140	49.440	49.440
5.	LAUHÖFER	Saskia	Frankfurt FLYERS / GER	2003	4	4	3	5	4	5	4	4	4	6	2	15.5	9.1	9.50	14.600	48.700	48.700
6.	SCHNEIDER	Fiona	TV Blecher / GER	2004	4	4	5	4	4	2	2	2	5	6	2	16.0	8.4	9.50	14.145	48.045	48.045
7.	FREY	Luka	SV Brackwede	2004	1	4	4	6	7	6	2	4	4	5	0	15.7	8.9	9.30	14.095	47.995	47.995
8.	LANGNER	Sabrina	TSV Ganderkesee	2004	6	2	5	4	6	2	4	4	4	4	2	15.7	8.9	9.50	13.885	47.985	47.985
9.	SEIDEL	Lisa Marie	SC Cottbus Turnen e.V.	2003	0	2	2	2	4	2	5	4	6	6	4	16.3	7.3	8.90	13.950	46.450	46.450



GymCity Open 2019 *Event subtitle*
Individual trampoline – GCO 05 – Qualification



					S1	S2	S3	S4	S5	S6	S7	S8	S9	S10	L	E	D	H	Time	Total	Score
1.	IMLE	Vanessa	MTV Stuttgart, Deutschland	2004	0 4	0 2	0 3	4 3	4 3	0 4	2 4	4 4	2 4	4 4	0 0	18.0 16.5		9.70 9.60	15.260 14.710	42.960 50.410	93.370
2.	DONCHEVA	Petya	MTV Stuttgart, Deutschland	2004	0 2	0 4	0 2	2 2	2 4	0 4	2 6	4 1	2 2	2 4	2 4	18.4 16.5		9.60 8.90	14.775 14.450	42.775 49.550	92.325
3.	BRAAF	Luisa	TV Blecher / GER	2004	1 4	1 2	0 4	2 2	2 4	3 4	2 4	3 2	2 4	2 4	2 0	18.0 16.6		9.20 9.30	15.300 14.145	42.500 48.945	91.445
4.	FREY	Luka	SV Brackwede	2004	2 2	1 4	2 2	2 4	4 6	2 4	2 2	4 4	2 4	3 5	0 0	17.6 16.3		9.40 8.90	14.850 14.180	41.850 48.880	90.730
5.	PAPE	Nina	FC Reislingen/ Ger- many	2003	1 3	2 4	1 3	2 2	4 4	2 0	4 3	4 0	2 4	4 4	2 2	17.2 17.1		9.20 8.40	14.830 14.525	41.230 49.425	90.655
6.	SCHNEIDER	Fiona	TV Blecher / GER	2004	0 4	3 4	0 4	2 2	5 4	0 3	4 4	2 2	2 4	4 6	2 2	17.6 16.1		9.60 8.40	14.580 14.240	41.780 47.740	89.520
7.	LAUHÖFER	Saskia	Frankfurt FLYERS / GER	2003	0 5	2 5	3 4	4 6	4 8	4 6	2 5	5 4	2 5	4 4	2 2	16.8 14.6		9.60 8.50	15.295 14.775	41.695 46.775	88.470
8.	LANGNER	Sabrina	TSV Ganderkesee	2004	2 6	2 4	0 6	2 5	4 5	4 2	5 4	4 4	4 4	4 7	0 2	16.9 15.1		9.60 8.90	14.500 13.995	41.000 47.295	88.295
9.	BENJESTORF	Mara	VfL Grasdorf Tram- polinturnen / GER	2003	0 4	2 3	2 6	2 4	3 4	4 5	6 6	2 4	6 6	4 5	1 1	16.8 15.2		9.60 7.80	13.965 13.445	40.365 46.145	86.510
10.	LESIK	Weronika	UKS“AS“Zielona Gora / POL	2004	2 1	2 4	0 6	3 6	4 4	5 4	4 6	6 5	2 6	4 6	0 2	16.8 15.0		9.60 8.20	14.040 13.455	40.440 45.755	86.195
11.	VAVŘINOVÁ	Natálie	Trampoliny Liberec / CZE	2003	3 4	3 4	4 4	2 10	4 6	3 6	6 4	1 4	4 5	4 8	2 4	16.4 14.1		9.40 7.50	14.740 14.060	40.540 45.160	85.700
12.	EPP	Laura	TV1843 Dillenburg	2004	2 4	2 6	0 6	2 4	6 4	4 4	4 6	5 4	4 6	6 8	2 2	16.3 14.6		10.00 7.90	13.785 13.145	40.085 45.445	85.530
13.	SCHWARTZ	Nadine	TB Ruit	2003	3 4	2 4	3 6	6 7	3 6	6 5	6 6	4 4	4 5	6 8	2 4	15.5 14.1		9.60 8.60	13.960 13.265	39.060 45.265	84.325

					S1	S2	S3	S4	S5	S6	S7	S8	S9	S10	L	E	D	H	Time	Total	Score	
14.	BRISCHKE	Laura Sophie	Deutschland	2004	4	2	4	6	6	4	4	4	4	6	6	15.0		9.40	14.065	38.465	84.030	
					5	3	6	3	4	4	6	4	6	6	2	15.1	7.8	9.10	13.565	45.565		
15.	KATZEN- BERGER	Kiana	FC Reislingen/ Germany	2004	2	2	2	4	6	4	6	4	4	6	2	15.8		9.30	13.970	39.070	83.665	
					6	6	6	4	6	7	6	6	6	6	0	14.1	7.9	9.10	13.495	44.595		
16.	WYSKIEL	Malwina	 POL	2004	4	4	4	4	5	6	5	4	4	6	2	15.2		9.60	14.240	39.040	82.605	
					6	6	8	8	8	9	7	6	6	8	3	12.5	8.5	9.10	13.465	43.565		
17.	MARCINIAK	Oliwia	MKS Victoria Jawor / POL	2003	4	2	2	6	4	8	8	6	8	6	1	14.5		8.90	13.645	37.045	82.475	
					6	4	8	6	6	4	8	6	6	8	0	13.8	8.3	9.50	13.830	45.430		
18.	HUSLAROVA	Natalie	Sokol Kampa / CZE	2003	4	2	4	4	4	2	4	4	4	6	2	16.0		9.30	13.115	38.415	81.095	
					4	4	4	4	6	6	8	6	6	9	2	14.1	6.9	9.00	12.680	42.680		
19.	MAHOVSKA	Katerina	Sokol Kampa / CZE	2004	6	4	4	5	6	4	8	6	8	6	0	14.3		9.00	12.970	36.270	80.000	
					6	4	6	6	6	6	6	4	8	6	0	14.2	6.9	9.50	13.130	43.730		
20.	LULEY	Sofia	MTV Bad Kreuznach	2004	2	4	4	8	9	6	4	8	6	6	1	14.2		9.10	13.220	34.520	78.245	
					6	5	7	8	6	4	8	6	6	6	1	13.7	-2.0 7.4	9.50	13.125	43.725		
21.	TAFERE	Naomi	Munich Airriders	2003	2	4	6	4	5	8	7	8	6	6	2	14.2		9.20	13.760	37.160	68.040	
					6	5	8	6	5	6	8					9.6	5.7	6.40	9.180	30.880		
22.	SEIDEL	Lisa Marie	SC Cottbus Turnen e.V.	2003	0	0	1	4	2	2	2	4	2	4	2	17.7		9.50	14.435	41.635	65.360	
					0	1	2	2	4							9.1	2.8	4.40	7.425	23.725		
23.	MÜLLER	Marieluise	TSV Rudow 1888 e.V.	2004	2	2	4	6	4	6	4	4	2	10	20	13.6		9.60	13.870	37.070	55.585	
					6	6	8	8								5.2	4.1	3.70	5.515	18.515		
24.	TYLLEROVA	Anna	Sokol Kampa / CZE	2004	4	2	2	3	4	2	6	4	2	5	2	16.4		9.10	14.165	39.665	49.480	
					4	6										3.0	2.3	1.80	2.715	9.815		
25.	ERNIŠA	Lara	DŠR MURSKA SOBOTA, SLOVENIJA	2003	6	6	6	6	4	3	4	7	6	6	5	14.1		9.40	13.150	36.650	41.105	
					10											1.0	1.1	0.90	1.455	4.455		
26.	URBANOVÁ	Anežka	Trampoliny Liberec / CZE	2003	4	5	6	6	6	4	4	6	6			13.3		8.50	12.595	34.395	39.455	
					6											1.4	1.3	0.90	1.460	5.060		
27.	FERREIRA	Jessica	MTV Bad Kreuznach	2004																DNS	0	
																					—	

					S1	S2	S3	S4	S5	S6	S7	S8	S9	S10	L	E	D	H	Time	Total	Score	
27.	ZIMMER- HACKEL	Jana	MTV Stuttgart, Deutschland	2003																DNS	0	
																					—	




GymCity Open 2019 *Event subtitle*
Individual trampoline – GCO 06 – Final

					S1	S2	S3	S4	S5	S6	S7	S8	S9	S10	L	E	D	H	Time	Total	Score
1.	LAUXTER-MANN	Caio	SC Cottbus Turnen e.V. / GER	2003	4	6	4	6	6	6	6	4	4	5	2	14.7	15.4	9.50	15.740	55.340	55.340
2.	MEINERT	Paul	TV Blecher / GER	2004	6	4	4	6	4	4	4	4	4	4	0	15.6	9.6	9.40	14.690	49.290	49.290
3.	MELNICHUK	Eduard	TGJ Salzgitter	2003	6	4	6	4	6	6	4	4	6	6	3	14.5	10.3	9.20	15.070	49.070	49.070
4.	WOŹNIAK	Kornel	MKS Victoria Jawor / POL	2003	6	6	8	6	8	6	6	6	6			12.2	11.9	8.10	13.290	45.490	45.490
5.	DROBIŃSKI	Ma-teusz	 POL	2004	4	2	4	5	4	3	3	4				13.1	10.3	7.40	12.540	-0.2 → 43.140	43.140
6.	REMPALSKI	Kacper	 POL	2003	4	6	6	4	4	6						9.0	7.6	5.20	9.620	31.420	31.420
7.	KREZELOK	Kordian	UKS“AS“Zielona Gora / POL	2003	5	6	8	8								5.3	4.7	3.50	6.185	19.685	19.685
8.	GARMANN	Lars	SC Cottbus Turnen e.V. / GER	2004	1	2	2	2								7.3	2.0	3.80	6.255	19.355	19.355



GymCity Open 2019 *Event subtitle*
Individual trampoline – GCO 06 – Qualification

					S1	S2	S3	S4	S5	S6	S7	S8	S9	S10	L	E	D	H	Time	Total	Score
1.	LAUXTER-MANN	Caio	SC Cottbus Turnen e.V. / GER	2003	0 4	0 4	0 4	2 3	1 4	0 4	2 4	0 3	3 4	2 4	1 1	18.9 16.1		9.30 9.10	17.060 16.030	45.260 56.030	101.290
2.	DROBIŃSKI	Mateusz	POL	2004	0 4	2 2	1 4	0 4	2 4	1 4	2 5	2 4	4 4	2 6	2 2	18.2 15.7		9.10 9.10	15.735 15.025	43.035 52.625	95.660
3.	REMPALSKI	Kacper	POL	2003	2 4	2 2	2 4	1 4	2 4	0 4	2 4	4 6	4 4	4 6	10 2	16.7 15.6		9.50 9.10	16.370 15.930	42.570 52.530	95.100
4.	GARMANN	Lars	SC Cottbus Turnen e.V. / GER	2004	0 0	2 2	2 2	2 2	2 4	2 4	2 4	0 2	3 4	4 4	2 2	17.9 17.0		9.10 9.3 9.70	15.720 15.200	42.720 51.200	93.920
5.	KREZELOK	Kordian	UKS“AS“Zielona Gora / POL	2003	0 6	2 4	2 6	2 4	2 5	4 6	2 5	3 5	6 6	4 7	2 2	17.1 14.4		9.50 9.30	15.735 15.185	42.335 49.785	92.120
6.	WOŹNIAK	Kornel	MKS Victoria Jawor / POL	2003	4 6	2 6	4 6	4 6	4 8	4 8	4 6	2 6	2 6	3 7	0 2	16.7 13.3		9.70 13.5 8.70	15.345 14.830	41.745 50.330	92.075
7.	MEINERT	Paul	TV Blecher / GER	2004	1 6	2 4	2 5	1 4	4 4	2 2	4 2	2 4	2 2	4 6	2 2	17.4 15.9		9.30 9.1 9.70	15.490 14.780	42.190 49.480	91.670
8.	MELNICHUK	Eduard	TGJ Salzgitter	2003	4 6	4 6	4 6	4 4	4 6	4 6	3 6	4 4	4 4	4 7	2 0	15.9 14.5		9.70 10.3 9.50	15.360 14.895	40.960 49.195	90.155
9.	STARCZYŃSKI	Wiktor	POL	2004	1 4	1 4	0 6	2 6	2 4	2 6	3 4	4 6	5 4	6 4	20 0	15.4 15.2		8.90 11.6 8.60	15.355 14.620	39.655 50.020	89.675
10.	DETYNA	Jonatan	MKS Victoria Jawor / POL	2003	2 6	2 6	2 8	4 8	6 6	3 7	4 7	2 7	6 8	4 9	2 2	16.3 12.6		9.30 12.9 9.20	14.970 14.380	40.570 49.080	89.650
11.	SENKYR	Adam	Sokol Kampa / CZE	2003	6 4	4 4	4 6	4 4	6 4	6 6	6 4	5 4	4 3	4 4	1 0	15.0 15.7		9.40 6.7 9.70	15.020 15.585	39.420 47.685	87.105
12.	BRODSKY	Jonas	Sokol Kampa / CZE	2004	4 4	4 6	4 5	3 8	7 8	6 6	4 8	3 8	4 6	6 8	3 4	15.2 12.9		9.50 8.8 9.30	14.500 13.790	39.200 44.790	83.990
13.	KOLÁŘ	Daniel	Trampoliny Liberec / CZE	2004	6 7	6 6	6 6	6 7	6 8	6 8	6 8	8 6	7 8	8 10	0 20	13.5 10.6		8.80 8.1 9.00	13.865 14.335	36.165 42.035	78.200

					S1	S2	S3	S4	S5	S6	S7	S8	S9	S10	L	E	D	H	Time	Total	Score	
14.	CZERNIEJ	Kewin	MKS Victoria Jawor / POL	2003	6 7	6 6	6 8	7 6	6 9	8 8	7 9	6 8	6 10	6 10	0 0	13.6 11.9		8.5 9.30	9.40 13.910	14.430 13.910	-2.0 → 35.430 -2.0 → 41.610	77.040
15.	WICK	Xaver	 AUT	2004	6 8	5 6	7 6									4.2 12.8		2.70 8.70	4.510 14.820	11.410 44.320	55.730	
16.	KAUL	Janne	Post SV Dresden / Deutschland	2004	8 8	8 6	8 8	8 8								4.8 11.8		3.80 9.30	5.350 13.105	13.950 40.105	54.055	
17.	HOFMANN	Simon	TB Ruit	2003	0 4	2 7	2	2	2	0	2	4	4	4	4	17.4 2.9		3.2 1.90	9.20 3.140	15.600 11.140	42.200 11.140	53.340
18.	JUCKIEWICZ	Bartłomiej	MKS Victoria Jawor / POL	2003	4 8	6	6	6	6	6	8	6	6	8	3	13.5 1.2		1.5 1.00	9.60 1.410	14.335 5.110	37.435 5.110	42.545
19.	WOŹNY	Dariusz	MKS Victoria Jawor / POL	2003	6 10	4	4	6	4	5	6	6	4	4	6	14.5 1.0		1.5 0.90	8.90 1.460	13.830 4.860	37.230 4.860	42.090



GymCity Open 2019 *Event subtitle*
Individual trampoline – GCO 07 – Final

					S1	S2	S3	S4	S5	S6	S7	S8	S9	S10	L	E	D	H	Time	Total	Score
1.	BAUMANN	Isabel	SC Cottbus Turnen e.V. / GER	2002	3	4	4	0	4	4	2	2	2	4	0	17.1	11.2	9.20	14.870	52.370	52.370
2.	AMEDICK	Carlotta	TSV Ganderkesee	2000	4	4	4	6	6	2	4	5	4	6	2	15.3	11.2	9.00	14.955	50.455	50.455
3.	SCHULDT	Christine	TG Dietzenbach / Germany	2002	2	1	0	3	4	2	3	4	4	4	1	17.2	8.1	9.40	15.385	50.085	50.085
4.	STAIBER	Selina	MTV Stuttgart, Deutschland	2001	0	1	2	6	5	7	3	4	1	4	0	16.7	9.2	9.20	14.335	49.435	49.435
5.	MILEROVA	Klara	Sokol Kampa / CZE	2002	4	2	6	7	4	8	6	6	4	5	0	14.8	8.7	9.50	14.415	47.415	47.415
6.	KORBELOVA	Sarka	Sokol Kampa / CZE	2002	4	2	5	5	6	6	5	6	2	4	0	15.5	8.7	9.20	13.550	46.950	46.950
7.	FABIG	Jana	TGJ Salzgitter	2000	2	4	5	4	6	6	6	8	2	2	0	15.5	7.0	9.40	13.470	45.370	45.370
8.	PRAUTZSCH	Claudia	UKS“AS“Zielona Gora / POL	1998	6											1.4	1.5	0.80	1.495	5.195	5.195



GymCity Open 2019 *Event subtitle*
Individual trampoline – GCO 07 – Qualification

					S1	S2	S3	S4	S5	S6	S7	S8	S9	S10	L	E	D	H	Time	Total	Score
1.	BAUMANN	Isabel	SC Cottbus Turnen e.V. / GER	2002	1 3	0 4	0 4	2 2	2 4	0 5	2 3	0 3	2 2	6 4	2 0	18.3 16.6	2.2 11.2	9.70 9.20	16.535 14.850	-0.2 → 46.535 51.850	98.385
2.	AMEDICK	Carlotta	TSV Ganderkesee	2000	0 5	1 6	0 4	4 3	2 4	2 7	2 2	2 4	0 4	4 6	2 20	18.1 13.5	2.1 10.7	9.80 9.40	15.480 15.180	45.480 48.780	94.260
3.	SCHULDT	Christine	TG Dietzenbach / Ger- many	2002	2 2	2 2	2 2	2 2	0 4	5 1	4 2	2 4	6 4	5 4	1 2	16.9 17.1	2.3 8.1	9.30 9.60	15.400 15.340	43.900 50.140	94.040
4.	STAIBER	Selina	MTV Stuttgart, Deutschland	2001	0 0	0 2	2 4	4 5	1 4	4 4	2 4	2 4	4 2	4 4	0 0	17.7 16.7	1.7 9.2	9.80 8.90	14.830 14.350	44.030 49.150	93.180
5.	KORBELOVA	Sarka	Sokol Kampa / CZE	2002	4 6	3 2	2 4	2 4	2 5	4 5	5 4	2 4	4 4	5 4	3 0	16.4 15.8	2.5 9.6	9.40 9.40	14.690 13.795	42.990 48.595	91.585
6.	MILEROVA	Klara	Sokol Kampa / CZE	2002	4 4	3 7	4 6	2 8	4 8	4 8	4 8	4 6	5 6	5 8	1 4	16.0 12.7	2.0 10.1	9.50 9.20	14.795 14.105	42.295 46.105	88.400
7.	PRAUTZSCH	Claudia	UKS“AS“Zielona Gora / POL	1998	2 6	2 6	2 6	4 6	4 6	3 4	6 4	5 5	6 6	7 7	4 1	15.5 14.3	1.5 9.0	9.80 9.40	14.110 13.745	40.910 46.445	87.355
8.	FABIG	Jana	TGJ Salzgitter	2000	2 4	1 4	4 4	6 4	4 4	4 2	4 6	4 8	6 6	7 8	1 4	15.7 14.6	1.8 7.7	9.50 9.90	13.985 13.800	40.985 46.000	86.985
9.	BENDOVÁ	Michaela	Trampoliny Liberec / CZE	2001	6 6	4 3	4 6	6 8	6 9	4 8	4 8	6 8	4 7	6 9	2 5	14.8 12.3	2.1 9.1	9.10 8.80	14.370 13.205	40.370 43.405	83.775
10.	STEIB	Nelia	Frankfurt FLYERS / GER	2001	4 4	4 4	4 4	6 6	4 4	6 6	4 4	4 6	6 8	8 8	0 2	15.0 14.4	2.2 7.5	9.10 8.80	13.445 13.290	39.745 43.990	83.735
11.	VACHNIKO- VA	Sarka	Sokol Kampa / CZE	2001	2 4	2 2	2 4	6 10	7	4	5	4	6	4	3	15.5 6.0	1.3 3.2	9.80 3.80	14.750 6.150	41.350 19.150	60.500
12.	JÁNOŠÍKOVÁ	Eva	Trampoliny Liberec / CZE	2002	8 6	7	5	4	6	7	8	8	7	10	2	12.8 1.4	1.6 1.3	8.70 1.00	12.595 1.360	35.695 5.060	40.755

					S1	S2	S3	S4	S5	S6	S7	S8	S9	S10	L	E	D	H	Time	Total	Score
13.	ROTHER	Kira	FC Reislingen/ Germany	2001	4	6	3	4	6	6	6	4	6	6	4	14.5	1.5	9.40	14.235	39.635	39.635
					0	0	0	0	0	0	0	0	0	0	0	20.0				∅	
14.	HENSELEIT	Nele	Geestemünder TV	2002																DNS	0
																				—	



GymCity Open 2019 *Event subtitle*
Individual trampoline – GCO 08 – Final

				S1	S2	S3	S4	S5	S6	S7	S8	S9	S10	L	E	D	H	Time	Total	Score	
1.	SCHULDT	Matthias	TG Dietzenbach / Germany	2000	2	4	4	4	4	4	6	4	4	4	0	16.0	14.8	9.70	16.070	56.570	56.570
2.	BUBNER	Jacob	SC Cottbus Turnen e.V. / GER	2001	4	4	6	5	6	3	4	4	4	6	0	15.4	12.1	8.90	15.625	52.025	52.025
3.	BEST	Moritz	MTV Bad Kreuznach	2000	0	0	2	2	0	1	3	4	4	4	2	17.8	8.2	9.40	16.620	52.020	52.020
4.	BRANDT	Dominic	SC Cottbus Turnen e.V. / GER	2001	4	4	5	3	6	6	5	5	4	4	2	15.2	11.8	9.50	15.365	51.865	51.865
5.	HORNA	Jan-Eike	MTV Bad Kreuznach	2000	6	4	6	6	6	5	6	7	6	8	2	13.8	14.2	9.20	14.630	-0.2 → 51.630	51.630
6.	MAY-WALD	Maurice	Bramfelder SV-Hamburg	2001	4	4	2	4	6	4	3	4	4	4	0	16.1	9.5	9.40	15.530	50.530	50.530
7.	BUDDE	Max Otto Jörn	SC Cottbus Turnen e.V. / GER	2002	4	7	6	8	8							6.7	7.1	4.10	8.050	25.950	25.950
8.	PILPACH	David	Sokol Kampa / CZE	2002	4	2	6	5	7							7.6	5.6	4.60	7.680	25.480	25.480






GymCity Open 2019 *Event subtitle*
Individual trampoline – GCO 08 – Qualification

					S1	S2	S3	S4	S5	S6	S7	S8	S9	S10	L	E	D	H	Time	Total	Score
1.	SCHULDT	Matthias	TG Dietzenbach / Germany	2000	0 4	2 4	1 4	1 4	0 4	2 6	2 5	2 4	3 4	2 4	0 0	18.5 15.7	2.3 14.8	9.70 9.20	17.685 16.760	48.185 56.460	104.645
2.	RÖSLER	Manuel	MTV Stuttgart, Deutschland	2002	1 4	0 4	2 4	2 3	0 4	2 6	2 4	2 4	4 4	3 4	0 0	18.2 15.9	1.9 13.3	9.30 9.00	16.960 15.840	46.360 54.040	100.400
3.	BEST	Moritz	MTV Bad Kreuznach	2000	0 0	0 0	2 2	2 1	0 0	2 2	0 4	2 3	2 4	4 4	2 2	18.4 17.8	2.6 8.0	9.30 9.40	16.905 16.555	47.205 51.755	98.960
4.	BUBNER	Jacob	SC Cottbus Turnen e.V. / GER	2001	0 4	2 4	2 5	1 4	1 6	2 2	2 4	0 4	2 4	5 6	0 0	18.3 15.7	2.5 12.1	9.60 8.60	16.275 15.605	46.675 52.005	98.680
5.	BUDDE	Max Otto Jörn	SC Cottbus Turnen e.V. / GER	2002	0 4	1 4	2 5	2 4	2 4	2 3	4 4	2 4	4 4			16.1 15.8	1.8 14.0	8.30 9.40	15.230 16.250	41.430 55.450	96.880
6.	PILPACH	David	Sokol Kampa / CZE	2002	0 4	2 4	2 4	2 4	0 6	2 4	2 6	2 8	3 8	5 7	2 2	17.8 14.3	2.6 11.6	9.90 9.10	15.495 14.485	45.795 49.485	95.280
7.	HORNA	Jan-Eike	MTV Bad Kreuznach	2000	2 4	2 4	2 8	2 6	3 6	3 5	2 6	4 6	4 6	4 8	2 20	17.0 12.1	2.4 14.2	9.40 9.00	15.890 14.840	44.690 -0.2 → 49.940	94.630
8.	MAYWALD	Maurice	Bramfelder SV-Hamburg	2001	2 4	2 4	3 4	4 6	2 6	4 4	4 4	2 4	2 4	4 8	2 2	16.9 15.0	1.5 10.9	9.60 8.70	15.965 15.495	43.965 50.095	94.060
9.	BRANDT	Dominic	SC Cottbus Turnen e.V. / GER	2001	2 4	2 3	2 4	2 3	4 4	2 4	2 6	2 7	3 6			15.9 14.9	0.7 11.8	8.50 9.00	14.840 15.410	39.940 51.110	91.050
10.	ZIESLER	Moritz	ESV Lok Zwicker	2001	4 6	4 5	2 9	4 10	4 8	4 7	6 6	6 5	6 6	6 5	4 5	15.0 12.8	1.5 7.2	9.00 8.70	15.075 14.330	40.575 43.030	83.605
11.	MIKUŁA	Łukasz	MKS Victoria Jawor / POL	1998	2 6	2 6	2 6	3 8	4 7	4 8	4 10	2	4	8	1	16.4 8.9	2.5 6.9	9.70 6.40	15.705 9.825	44.305 32.025	76.330
12.	KLOPPENBURG	Nick	VfL Grasdorf Trampolinturnen / GER	2001	4 6	4 8	4 8	4 6	6 8	4 10	4	4	5	6	2	15.3 7.4	2.4 7.1	9.30 5.10	15.165 8.305	42.165 27.905	70.070

					S1	S2	S3	S4	S5	S6	S7	S8	S9	S10	L	E	D	H	Time	Total	Score
13.	SCHMIDTKE	Tony	ESV Lok Zwickau	2002	2	3	6	5	6	6	6	4	6	4	2	15.0	1.4	9.20	14.700	-2.0	51.465
					7	4	10									3.9	2.4	2.60	4.265	→	
																				38.300	
																				13.165	
14.	FAJKIEL	Filip	MKS Victoria Jawor / POL	2001	4	4	4	6	7	6	6	6	6	6	2	14.3	1.9	9.30	15.420	40.920	50.405
					5	9										2.6	2.0	1.70	3.185	9.485	
15.	ERNST	Yannik	TG Dietzenbach / Ger- many	2001	1	4	2	4	2	2	4	4	4	6	2	16.5	2.2	9.70	15.960	44.360	49.760
					6											1.4	1.5	0.90	1.600	5.400	
16.	WOŹNY	Szymon	MKS Victoria Jawor / POL	1999	4	4	4	4	6	4	4	4	5	6	2	15.3	2.4	9.30	15.165	∅	0
																				∅	



GymCity Open 2019 *Event subtitle*
Individual trampoline – GCO 10 – Final

					S1	S2	S3	S4	S5	S6	S7	S8	S9	S10	L	E	D	H	Time	Total	Score
1.	TIM-OLIVER	Geßwein	MTV Stuttgart, Deutschland	1996	3	6	6	6	6	6	5	6	5	6	4	14.1	15.4	9.00	15.955	54.455	54.455
2.	FRÖSCHL	Niklas	 AUT	1997	2	6	6	6	6	6	5	6	6	8	2	14.1	14.5	9.10	16.335	-0.2 → 53.835	53.835
3.	NOWAK	Tom	TGJ Salzgitter	1997	2	4	3	4	4	4	4	4	6			14.5	13.2	8.20	14.295	50.195	50.195
4.	NEUBERGER	Tobias	 AUT	1998	6	6	6	6	8	4	6	8	6	8	4	13.2	12.6	9.20	14.700	49.700	49.700
5.	ENGL	Thomas	 AUT	1999	4	4	6	4	8	6	6	5	4	5	6	14.2	11.2	9.20	14.905	49.505	49.505
6.	SCHMIDT	Daniel	Bramfelder SV-Hamburg	1991	4	3	2	4	4	4	3					11.6	10.7	6.50	11.755	40.555	40.555
7.	VOGEL	Fabian	MTV Bad Kreuznach	1995	4											1.6	2.2	0.80	1.785	6.385	6.385
8.	RIEDL	Ladislav	Trampoliny Liberec / CZE	1999	5											1.5	2.0	1.00	1.705	6.205	6.205



GymCity Open 2019 *Event subtitle*
Individual trampoline – GCO 10 – Qualification

					S1	S2	S3	S4	S5	S6	S7	S8	S9	S10	L	E	D	H	Time	Total	Score
1.	TIM- OLIVER	Geßwein	MTV Stuttgart, Deutschland	1996	0 3	2 6	1 5	2 6	0 6	1 4	4 6	3 6	2 5	6 8	1 2	17.8 14.3	5.6 16.0	9.80 9.00	17.130 16.140	50.330 55.440	105.770
2.	SCHMIDT	Daniel	Bramfelder SV-Ham- burg	1991	0 4	0 4	2 2	2 4	0 2	1 0	2 3	4 2	4 4	4 4	2 2	17.9 16.9	4.7 12.6	9.50 9.60	17.270 16.585	49.370 55.685	105.055
3.	VOGEL	Fabian	MTV Bad Kreuznach	1995	0 4	0 6	2 6	2 8	0 8	0 8	4 6	4 7	4 8	6 7	2 0	17.6 13.2	5.8 16.7	9.60 9.10	17.345 15.670	50.345 -2.0 → 52.670	103.015
4.	FRÖSCHL	Niklas	 AUT	1997	0 4	2 6	2 4	2 6	3 6	2 6	4 6	4 6	6 6	4 8	2 1	16.9 14.1	4.6 14.5	9.00 9.20	17.130 16.630	47.630 54.430	102.060
5.	NOWAK	Tom	TGJ Salzgitter	1997	2 3	0 4	1 2	2 2	2 4	0 4	2 6	0 6	2 9	4 4	1 2	18.4 15.4	4.6 10.2	9.70 9.10	16.965 16.050	49.665 50.750	100.415
6.	NEUBERG- ER	Tobias	 AUT	1998	0 6	1 6	2 7	4 6	2 8	4 4	4 6	3 8	6 6	8 8	4 4	16.2 13.1	4.2 12.6	9.70 9.40	15.885 15.000	45.985 50.100	96.085
7.	RIEDL	Ladislav	Trampoliny Liberec / CZE	1999	4 4	3 4	2 6	2 5	2 4	2 4	3 6	2 6	6 4	6	2	16.6 13.7	5.4 10.9	9.20 8.10	15.325 13.740	46.525 -0.2 → 46.240	92.765
8.	ENGL	Thomas	 AUT	1999	0 1	2 2	2 5	6 2	0 8	4 6	2 6	8 8	6	8	4	15.8 12.2	5.2 8.0	9.10 7.20	15.625 12.180	45.725 39.580	85.305
9.	POPLAWSKI	Lukasz	UKS“AS“Zielona Gora / POL	1999	0 2	2 4	4 4	1 1	4 4	2 3	4 6	1 4	3	4	4	17.1 13.2	3.8 5.0	9.40 7.40	16.040 12.840	46.340 38.440	84.780
10.	WIZANI	Benny	 AUT	2001	1 2	0 4	0	2	0	2	0	1	2	4	4	18.4 3.4	5.2 3.8	9.30 1.80	17.795 3.655	50.695 12.655	63.350

